

Belkin Routers



Please read the General Router Information document first.

Type the default gateway address into a browser. In this example the IP is 192.168.2.1 (blue arrow)

In the 'Internet Settings' box it says 'Dynamic' in this example, if it says anything else continue.

Language

Current Language	English
Available Languages	English Français Deutsch Español Nederlands Italiano 简体中文 繁體中文 日本語 한국어

Version Info

Firmware Version	1.00.22 (Aug 31 2010 14:36:01)
Boot Version	1.19
Hardware	F7D1301 v1 (01)
Serial No.	121007G1105573

Internet Settings

WAN MAC Address	94:44:52:18:FC:FC
Connection Type	Dynamic
WAN IP	10.200.10.160
Subnet Mask	255.255.255.0
Default Gateway	10.200.10.254
DNS Address	76.164.167.231

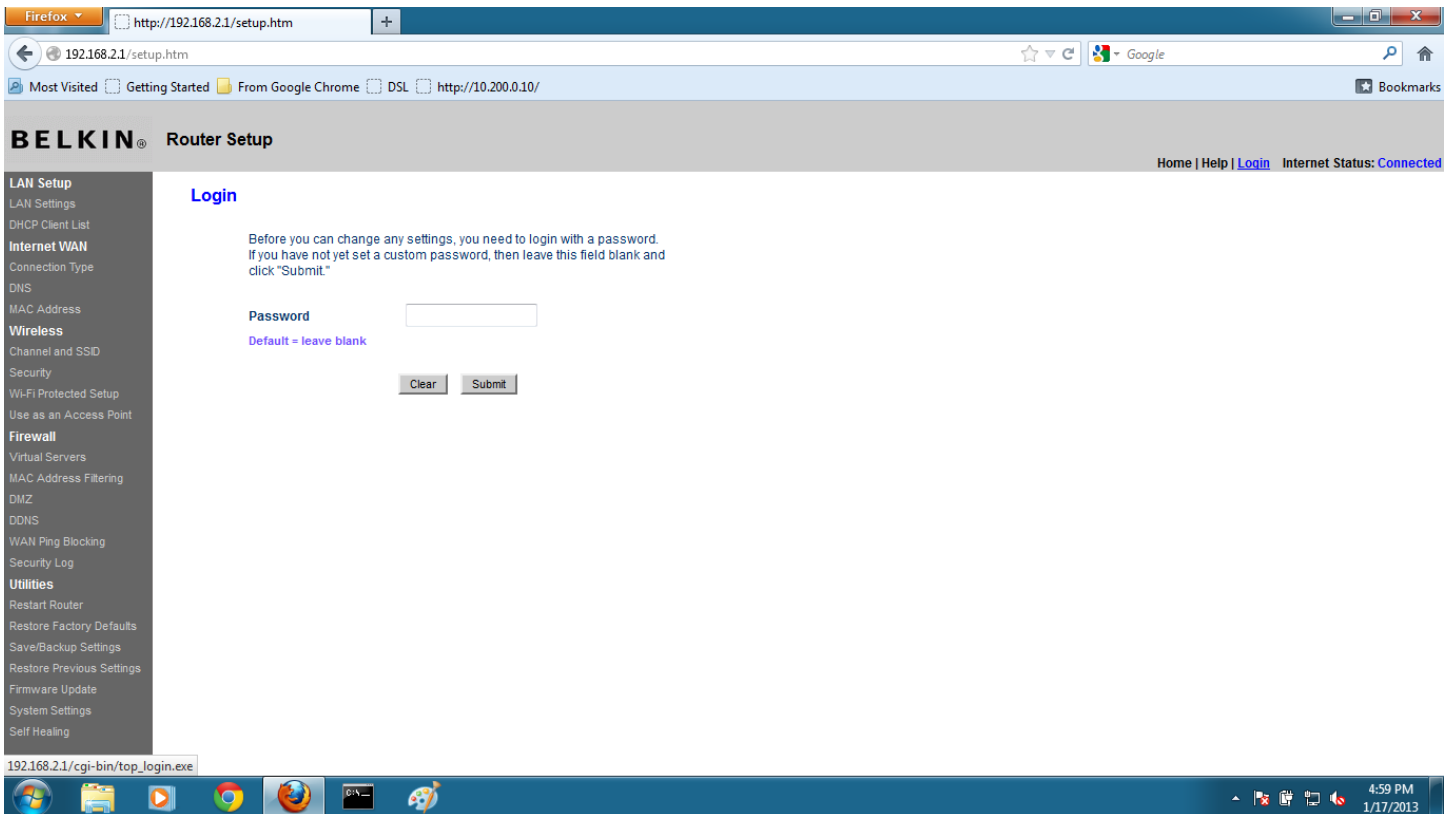
LAN Settings

LAN/WLAN MAC	94:44:52:18:FC:FB
IP Address	192.168.2.1
Subnet Mask	255.255.255.0
DHCP Server	Enabled (1 LAN, 0 WLAN Client)

Features

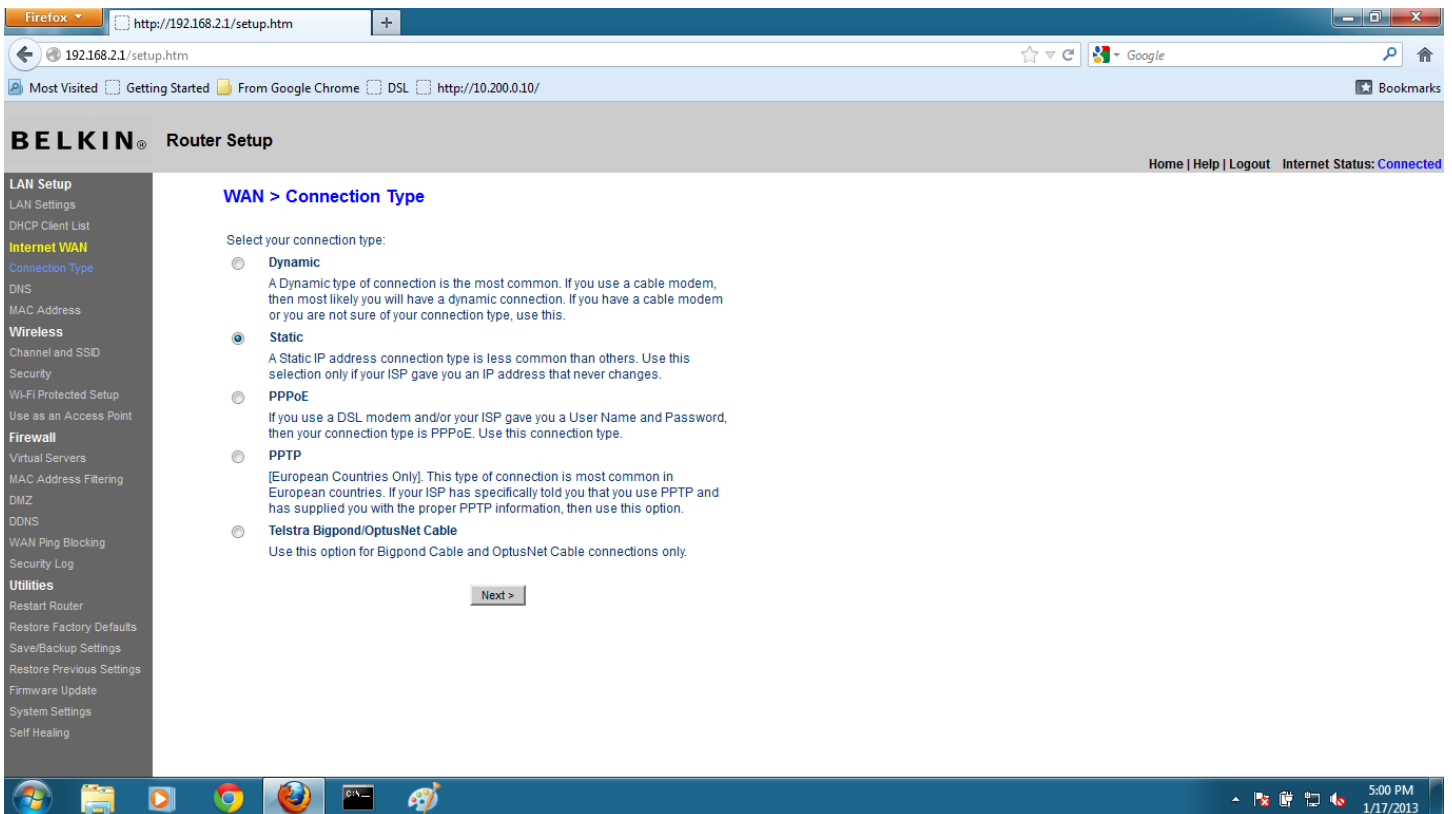
Firewall Settings	Enabled
SSID	Belkin.3CFB
Security	WPA-Personal (PSK)
UPnP	Enabled
Remote Management	Disabled
WPS	Enabled

notice that you are not logged in (red arrow) click on the 'Connection Type' (green arrow) you will be prompted to log in

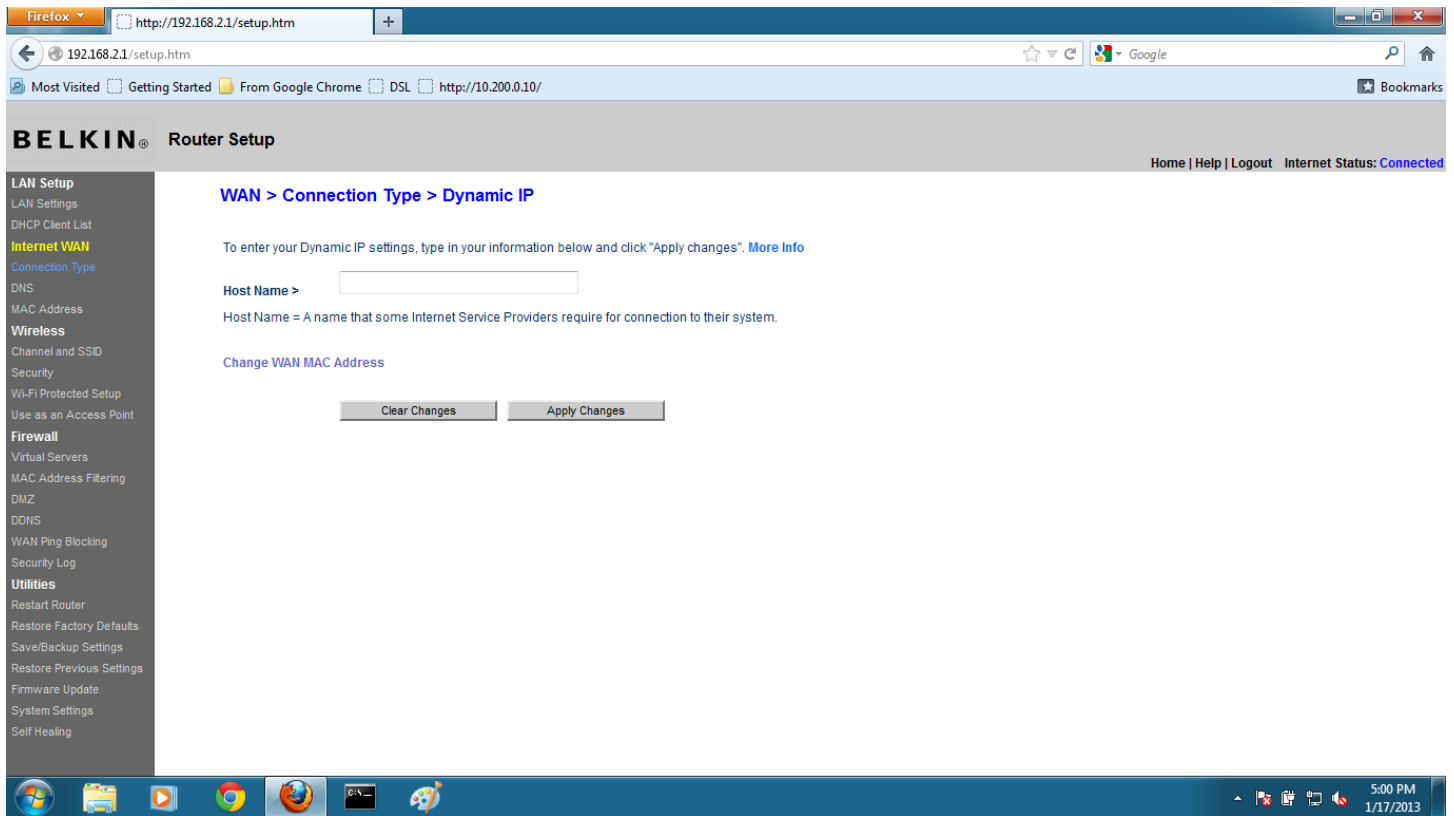


notice the password hint, if no one has changed it then just click on the 'Submit' button

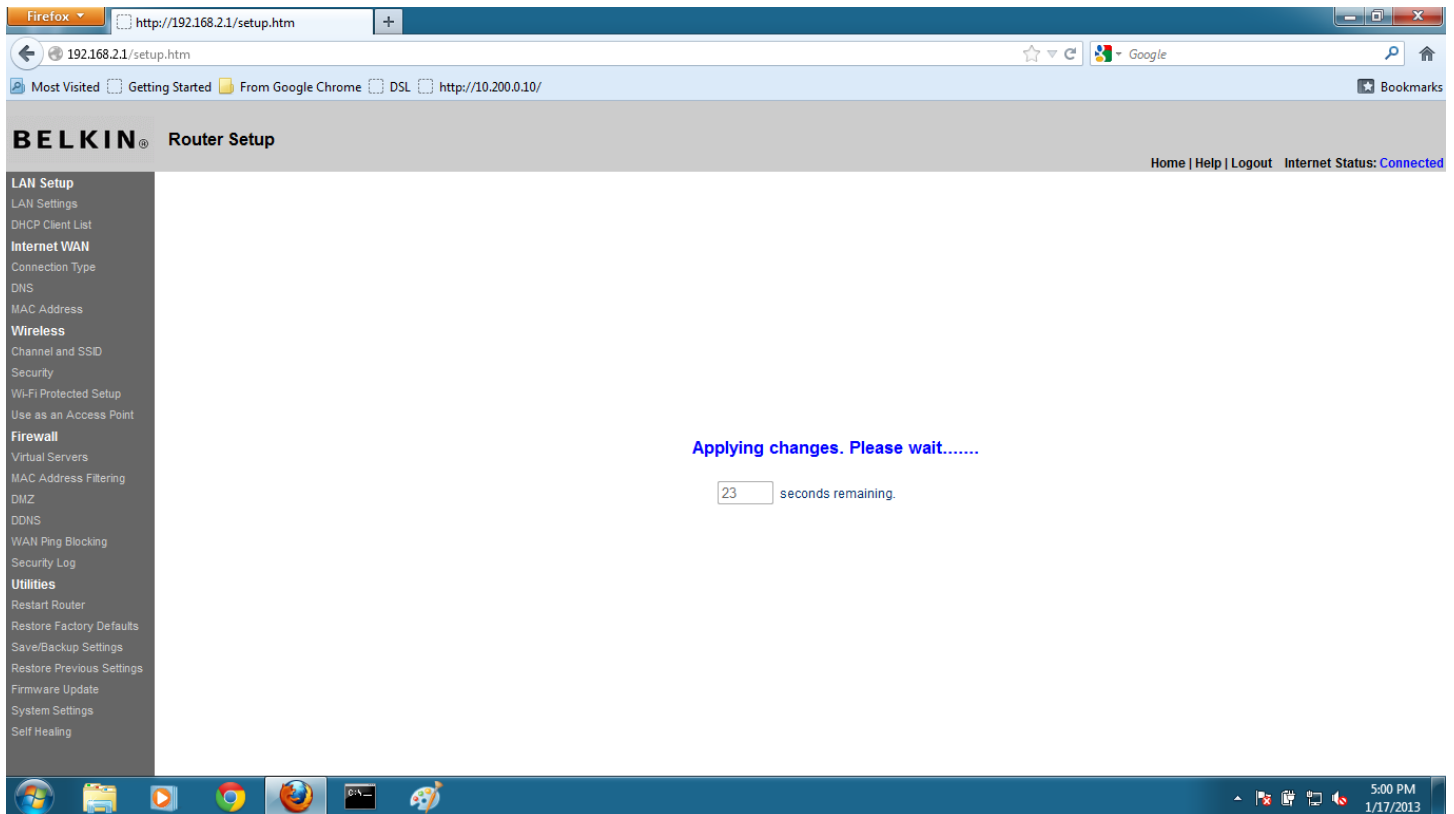
If it is set for static then click the radio button to the left of 'Dynamic'



Click 'Apply Changes' button



The router will reboot itself



If the wireless is not already set up then proceed, if is set up then you're done !

To setup the wireless click an option in the orange box

BELKIN® Router Setup Home | Help | Login Internet Status: **Connected**

Wireless

Status

You will need to log in before you can change any settings.

Language	
Current Language	English
Available Languages	English Français Deutsch Español Nederlands Italiano 简体中文 繁體中文 日本語 한국어

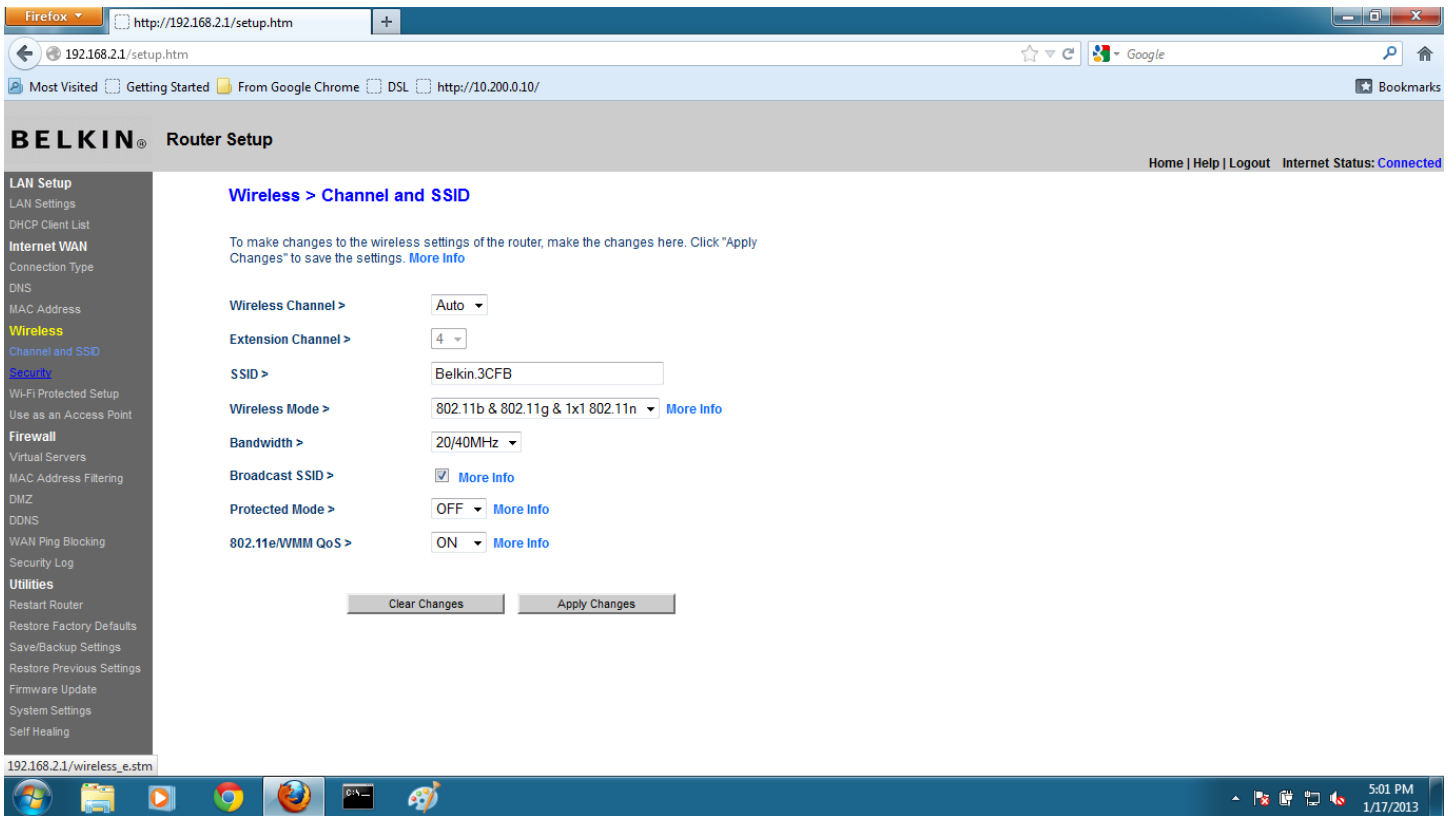
Version Info	
Firmware Version	1.00.22 (Aug 31 2010 14:38:01)
Boot Version	1.19
Hardware	F7D1301 v1 (01)
Serial No.	121007G1105573

Internet Settings	
WAN MAC Address	94:44:52:18:FC:FC
Connection Type	Dynamic
WAN IP	10.200.10.160
Subnet Mask	255.255.255.0
Default Gateway	10.200.10.254
DNS Address	76.164.167.231

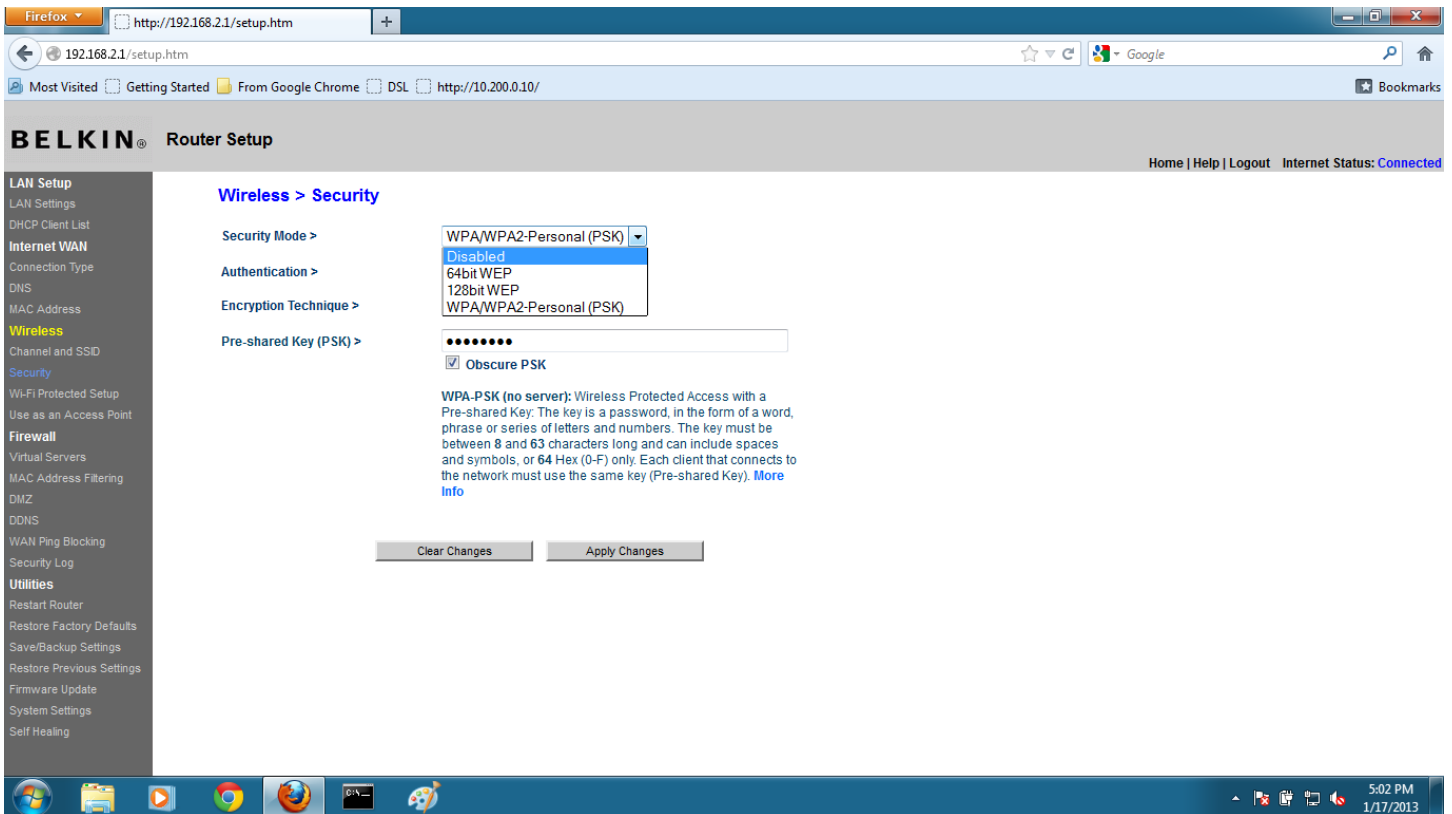
LAN Settings	
LAN/WLAN MAC	94:44:52:18:FC:FB
IP Address	192.168.2.1
Subnet Mask	255.255.255.0
DHCP Server	Enabled (1 LAN, 0 WLAN Client)

Features	
Firewall Settings	Enabled
SSID	Belkin.3CFB
Security	WPA-Personal (PSK)
UPnP	Enabled
Remote Management	Disabled
WPS	Enabled

Set the SSID make it something the end user will recognize but also realize the neighbors can see it as well. This one is called 'Belkin3CFB' its ok to use the default, write it down.



Click on Security (on the left) chose the Security Mode WPA/WPA2-Personal (PSK)



Chose a wireless PSK that is hard to guess, best practice is to use at least one upper case letter, at least one lower case letter, at least one number and at least one special character. 'Apply Changes' button.